

**PROGRAM DEVELOPMENT - ENHANCEMENT PROGRAM**

**FY 2013 AS PASSED TRANSPORTATION PROGRAM**

6/14/2012 14:46												
PROJECT NAME	DESCRIPTION	NUMBER	OTHER	PE	ROW	CONST	TOTAL	T FUND	FEDERAL	ARRA	LOCAL	TOTAL
2012-2016 Awards		STP EH**( )		300,000			300,000		240,000		60,000	300,000
ARLINGTON	CONSTRUCT SIDEWALK	STP EH08(7)				163,125	163,125		130,500		32,625	163,125
BARRE CITY	CONSTRUCT SIDEWALK ALONG US 302	STP EH06(18)		1,000			1,000		800		200	1,000
BARRE TOWN	CONSTRUCT SIDEWALK	STP EH06 (19)		1,000		160,000	161,000		128,800		32,200	161,000
BARRE TOWN	CONSTRUCT SIDEWALK	STP EH11 (1)		10,000			10,000		8,000		2,000	10,000
BELVIDERE	CONSTRUCT SALT SHED	STP EH08(15)		3,000		30,000	33,000		26,400		6,600	33,000
BENNINGTON	CONSTRUCT SIDEWALKS & LIGHTING	STP EH07(14)				142,500	142,500		114,000		28,500	142,500
BENNINGTON	LIGHTING, SIDEWALKS, LANDSCAPING	STP EH08(11)		15,000			15,000		12,000		3,000	15,000
BETHEL	DESIGN & CONSTRUCT SIDEWALK	STP EH07(6)		1,000		50,000	51,000		40,800		10,200	51,000
BRANDON	CONSTRUCT SIDEWALK/MAPLE ST	STP EH05(4)		6,039	15,000	30,000	51,039		40,831		10,208	51,039
BRANDON	BIKE/PED PATH, KIOSK, PARKING	STP EH98(25)		2,000		30,700	32,700		26,160		6,540	32,700
BRATTLEBORO	STORMWATER MITIGATION	STP EH09(11)		16,324			16,324		13,059		3,265	16,324
BRATTLEBORO	SIDEWALK ON MAIN ST.	STP EH10(15)		25,000	2,500		27,500		22,000		5,500	27,500
BRISTOL	IMPROVE VILLAGE GREEN	STP EH09(2)		10,000			10,000		8,000		2,000	10,000
BURLINGTON	MID-BLOCK PED CROSSINGS	STP EH09(16)		10,000			10,000		8,000		2,000	10,000
BURLINGTON	RELOCATE BIKE PATH	STP EH10( )				50,000	50,000		40,000		10,000	50,000
CASTLETON	CONSTRUCT SIDEWALK/CROSSWALK	STP EH10(4)		57,095	10,000		67,095		53,676		13,419	67,095
DERBY LINE	SIDEWALK SCOPING STUDY	STP EH10(12)	8,000				8,000		6,400		1,600	8,000
DUMMERSTON	REPAIR WINGWALLS	STP EH10(1)				125,000	125,000		100,000		25,000	125,000
EAST MONTPELIER	SCENIC EASEMENT	STP EH09(4)		1,500	153,750		155,250		124,200		31,050	155,250
EAST MONTPELIER	SHARED-USE PATH	STP EH10(17)		13,517			13,517		10,814		2,703	13,517
EAST MONTPELIER	PEDESTRIAN SCOPING STUDY	STP EH11 (3)	17,000				17,000		13,600		3,400	17,000
ENOSBURGH	SALT & SAND SHED	STP EH10( )		1,000		25,000	26,000		20,800		5,200	26,000
FAIR HAVEN	CONSTRUCT SIDEWALK	STP EH09(7)				270,792	270,792		216,634		54,158	270,792
FAIRFAX	MAIN ST. SIDEWALK SCOPING	STP EH10(7)	6,000				6,000		4,800		1,200	6,000
FAIRFIELD	SIDEWALK SCOPING	STP EH10(8)	15,000				15,000		12,000		3,000	15,000
FERRISBURGH	ROKEY MUSEUM VISITOR CENTER	STP EH07(9)				99,000	99,000		79,200		19,800	99,000
GEORGIA	CONSTRUCT NEW SALT SHED	STP EH10(21)		918		25,000	25,918		20,734		5,184	25,918
GUILFORD	RESTORE GREEN RIVER BRIDGE	STP EH11(4)		18,770			18,770		15,016		3,754	18,770
HARTFORD	GATEWAY ARCH, LANDSCAPING	STP EH05(35)		5,000		48,750	53,750		43,000		10,750	53,750
HARTFORD	SIDEWALKS, BIKE LANES	STP EH09(15)		30,594			30,594		24,475		6,119	30,594
HARTFORD	INSTALL SIDEWALK ALONG US5	STP EH10(18)		4,462	7,000		11,462		9,170		2,292	11,462
HARTFORD	BIKE/PED IMPROVEMENT SCOPING	STP EH11(5)	7,000				7,000		5,600		1,400	7,000
HYDE PARK	STREETSCAPE IMPROVEMENT PLANS	STP EH05(26)		4,917	2,500	100,000	107,417		85,934		21,483	107,417
JAMAICA	INSTALL SIDEWALK ALONG VT30	STP EH11(6)		40,000	4,000		44,000		35,200		8,800	44,000
JOHNSON	TRAFFIC CALMING	STP EH05 (36)				317,500	317,500		254,000		63,500	317,500

## PROGRAM DEVELOPMENT - ENHANCEMENT PROGRAM

FY 2013 AS PASSED TRANSPORTATION PROGRAM

6/14/2012 14:46												
PROJECT NAME	DESCRIPTION	NUMBER	OTHER	PE	ROW	CONST	TOTAL	T FUND	FEDERAL	ARRA	LOCAL	TOTAL
JOHNSON	PEDESTRIAN IMPROVEMENTS	STP EH10(2)		20,000			20,000		16,000		4,000	20,000
JOHNSON	SHARED-USE PATH SCOPING	STP EH10(10)	8,000				8,000		6,400		1,600	8,000
KILLINGTON	PEDESTRIAN WALKWAY	STP EH11(7)		10,000	10,500		20,500		16,400		4,100	20,500
KILLINGTON	BIKE/PED IMPROVEMENT SCOPING	STP EH11(8)	9,500				9,500		7,600		1,900	9,500
LYNDON	REHAB PEDESTRIAN BRIDGE	STP EH05(18)		7,000	1,000		8,000		6,256		1,744	8,000
MIDDLEBURY	PEDESTRIAN IMPROVEMENTS	STP EH09(5)		35,000	5,000		40,000		32,000		8,000	40,000
MIDDLEBURY-WEYBRIDGE	SIDEWALK SCOPING STUDY	STP EH10(5)	16,000				16,000		12,800		3,200	16,000
MIDDLESEX	GATEWAY IMPROVEMENT	STP EH09(8)				26,000	26,000		20,800		5,200	26,000
MONKTON	AMPHIBIAN UNDERPASS	STP EH08(4)				187,500	187,500		150,000		37,500	187,500
MONTPELIER	IMPROVE SIDEWALKS	STP EH08(8)		13,460	1,250	10,000	24,710		19,768		4,942	24,710
MORRISTOWN	SIDEWALK/BIKELANE SCOPING	STP EH10(16)	15,663				15,663		12,530		3,133	15,663
NORTH BENNINGTON	SIDEWALKS, GREEN SPACES, ETC.	STP EH05(3)		8,741	18,525	60,000	87,266		69,813		17,453	87,266
NORTH BENNINGTON	SIDEWALK FEAS. STUDY	STP EH10(13)	5,300				5,300		4,240		1,060	5,300
NORTHFIELD	INSTALL DEPOT SQUARE SIDEWALK	STP EH11(9)		10,000	5,000	50,000	65,000		52,000		13,000	65,000
OLD BENNINGTON	RECONSTRUCT/ADD SIDEWALK	STP EH09(1)		3,356		142,250	145,606		116,485		29,121	145,606
PITTSFORD	CONSTRUCT SIDEWALK	STP EH09(3)		30,000			30,000		24,000		6,000	30,000
PLAINFIELD	PEDESTRIAN IMPROVEMENTS	STP EH09(6)				20,000	20,000		16,000		4,000	20,000
POULTNEY	PEDESTRIAN FEAS. STUDY	STP EH10(14)	3,650				3,650		2,920		730	3,650
PUTNEY	SCOPING FOR SIDEWALK	STP EH08(5)		1,000		312,967	313,967		251,174		62,793	313,967
RICHFORD	PURCHASE NECR ROW	STP EH01(9)		500	500		1,000		1,000			1,000
RICHMOND	MONITOR BARN EASEMENT	STP EH06(7)		2,028	119,250		121,278		97,022		24,256	121,278
ROCKINGHAM	EVALUATE/STABILIZE CANAL WALL	STP EH05(25)		5,657		10,000	15,657		12,526		3,131	15,657
ROCKINGHAM (BELLOWS FALLS)	REHAB BR52 ON BRIDGE ST.	STP EH10(22)		39,000		55,000	94,000		75,200		18,800	94,000
RUTLAND CITY	SIGNING & DEMO PROJECT	STP EH99(9)				30,000	30,000		24,000		6,000	30,000
RUTLAND CITY	RUTLAND PATHWAY - PHASE I	STP EH08(16)				494,935	494,935		395,948		98,987	494,935
SHAFTSBURY	GRADE SCHOOL/HIGH SCHOOL SDWK	STP EH10(3)		10,000	2,000		12,000		9,600		2,400	12,000
SHELBURNE	SHARED-USE PATH	STP EH07(12)				149,000	149,000		119,200		29,800	149,000
SHELBURNE	BIKE/PED SCOPING	STP EH10(6)	4,749				4,749		3,799		950	4,749
SOUTH HERO	IMPROVE CAUSEWAY	STP EH08(17)				50,000	50,000		40,000		10,000	50,000
SPRINGFIELD	BIKEPATH EXTENSION	STP EH08(14)		5,000			5,000		4,000		1,000	5,000
ST. ALBANS CITY	ALDIS HILL SCENIC EASEMENT	STP EH10(9)			100,000		100,000		80,000		20,000	100,000
ST. ALBANS CITY	CONSTRUCT SIDEWALK	STP EH09(9)				2,000	2,000		1,600		400	2,000
ST. ALBANS TOWN	STORMWATER TREATMENT	STP EH09(12)		2,500			2,500	500	2,000			2,500
ST. ALBANS-RICHFORD	IMPROVE MISSISQUOI TRAIL	STP EH98(9)				24,500	24,500		24,500			24,500
ST. JOHNSBURY	STREETSCAPE VARIOUS ROUTES	STP EH01(25)				50,000	50,000		50,000			50,000
STAMFORD	CONSTRUCT SIDEWALKS	STP EH07(2)		3,000	2,500	100,000	105,500		84,400		21,100	105,500

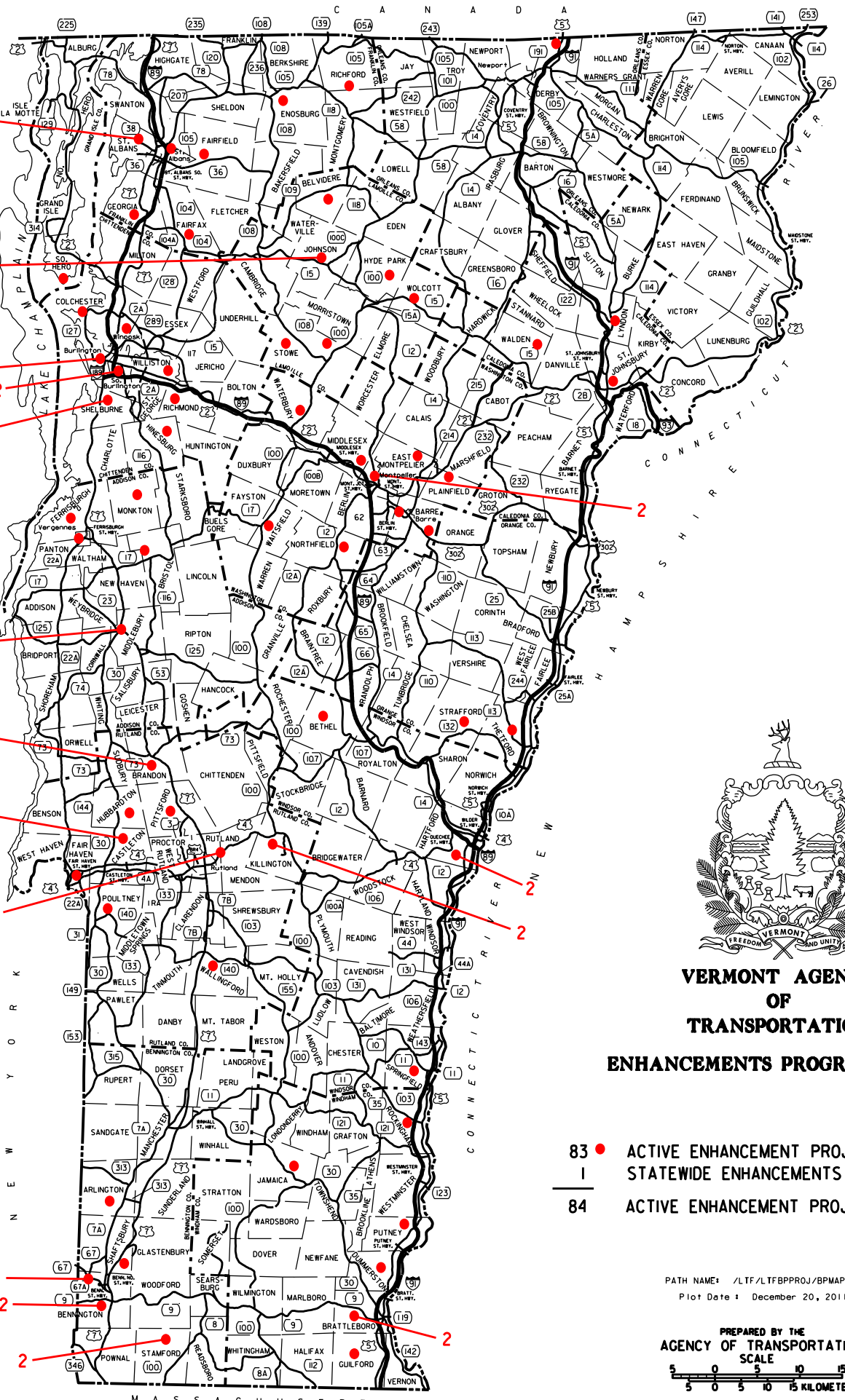
**PROGRAM DEVELOPMENT - ENHANCEMENT PROGRAM**

FY 2013 AS PASSED TRANSPORTATION PROGRAM

6/14/2012 14:46												
PROJECT NAME	DESCRIPTION	NUMBER	OTHER	PE	ROW	CONST	TOTAL	T FUND	FEDERAL	ARRA	LOCAL	TOTAL
STAMFORD	SALT & SAND SHED	STP EH10( )		1,000		25,000	26,000		20,800		5,200	26,000
STATEWIDE	INSTALL SIGNING IN REST AREAS	STP EH11(11)		20,024			20,024		16,019		4,005	20,024
STRAFFORD	CONSTRUCT SIDEWALK	STP EH08(10)				34,154	34,154		27,323		6,831	34,154
THETFORD	PEDESTRIAN IMPROVEMENTS	STP EH09(10)		32,734			32,734		26,187		6,547	32,734
WAITSFIELD	REHAB COVERED BRIDGE	STP EH08(6)		19,000			19,000		15,200		3,800	19,000
WALDEN	CONSTRUCT MUNICIPAL SALT SHED	STP EH08(2)				47,500	47,500		38,000		9,500	47,500
WALLINGFORD	REHAB BR54 ON VT140	STP EH08(12)				25,000	25,000		20,000		5,000	25,000
WATERBURY	INSTALL STOWE ST. SIDEWALK	STP EH10(20)		6,452		55,000	61,452		49,162		12,290	61,452
WOLCOTT	TRAILHEAD SCOPING STUDY	STP EH10(11)	1,200				1,200		960		240	1,200
<b>TOTAL ENHANCEMENT PROGRAM</b>			117,062	863,588	460,275	3,628,173	5,069,098	500	4,070,234	0	998,364	5,069,098
<b>TOTAL ENHANCEMENT APPROPRIATION</b>								<b>500</b>	<b>4,070,234</b>	<b>0</b>		<b>4,070,734</b>
<b>NOTE: LOCAL FUNDS NOT APPROPRIATED.</b>												


N  
E  
W  
Y  
O  
R  
K

N  
E  
W  
Y  
O  
R  
K

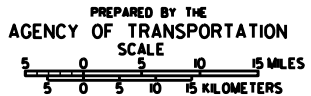


**VERMONT AGENCY  
OF  
TRANSPORTATION  
ENHANCEMENTS PROGRAM**

- 83 ● ACTIVE ENHANCEMENT PROJECTS
- 1 STATEWIDE ENHANCEMENTS
- 84 ACTIVE ENHANCEMENT PROJECTS



PATH NAME: /LTF/LTFBPPROJ/BPMAP.DGN  
Plot Date : December 20, 2011



PREPARED BY THE  
AGENCY OF TRANSPORTATION  
SCALE

M A S S A C H U S E T T S

## ENHANCEMENTS

	<b>Estimated Budget Year FY 2013</b>	<b>Projected FY 2014</b>	<b>Projected FY 2015</b>	<b>Projected FY 2016</b>
PE	863,588	804,467	906,800	1,000,000
ROW	460,275	116,500	150,000	200,000
CONST	3,628,173	6,174,496	2,655,750	1,702,000
OTHER	117,062	0	0	0
TOTAL	<u>5,069,098</u>	<u>7,095,463</u>	<u>3,712,550</u>	<u>2,902,000</u>

**Agency of Transportation Multiyear Transportation Program**

PROJECT INFORMATION	PHASE AND FUNDING	ESTIMATED TOTAL COST	ACTUAL EXPENDED THRU FY 2011	ESTIMATED CURRENT YEAR FY 2012	ESTIMATED BUDGET YEAR FY 2013	PROJECTED FY 2014	PROJECTED FY 2015	PROJECTED FY 2016	ESTIMATED COST TO COMPLETE
<b>ENHANCEMENTS STATEWIDE</b>	PE	3,574,855	0	0	863,588	804,467	906,800	1,000,000	0
	ROW	926,775	0	0	460,275	116,500	150,000	200,000	0
	CONST	14,160,419	0	0	3,628,173	6,174,496	2,655,750	1,702,000	0
	OTHER	117,062	0	0	117,062	0	0	0	0
	<b>TOTAL</b>	<b>18,779,111</b>	<b>0</b>	<b>0</b>	<b>5,069,098</b>	<b>7,095,463</b>	<b>3,712,550</b>	<b>2,902,000</b>	<b>0</b>
Route: ENHANCEMENTS	<b>Description:</b>	THESE FUNDS WILL SUPPORT THE ANNUAL ENHANCEMENT ACTIVITIES UNDER THE FEDERAL LEGISLATION.							
Project Manager: SUE SCRIBNER 828-3588	<b>Comments:</b>								

**ENHANCEMENTS - CAPITAL PROGRAM  
SFY 2013**

**Manager: Sue Scribner**

<b>Project Name</b>	<b>Project Number</b>	<b>Route</b>	<b>OTHER</b>	<b>PE</b>	<b>ROW</b>	<b>Const</b>	<b>Total</b>	<b>Federal</b>	<b>State</b>	<b>Local</b>
2012-2016 AWARDS	STP EH**( )		0	300,000	0	0	300,000	240,000	0	60,000
ARLINGTON	STP EH08(7)	CHURCH ST.	0	0	0	163,125	163,125	130,500	0	32,625
BARRE CITY	STP EH06(18)	NO. MAIN ST.	0	1,000	0	0	1,000	800	0	200
BARRE TOWN	STP EH06(19)	MILL ST.	0	1,000	0	160,000	161,000	128,800	0	32,200
BARRE TOWN	STP EH11(1)	BRIDGE ST.	0	10,000	0	0	10,000	8,000	0	2,000
BELVIDERE	STP EH08(15)	SALT SHED	0	3,000	0	30,000	33,000	26,400	0	6,600
BENNINGTON	STP EH07(14)	VARIOUS STREE	0	0	0	142,500	142,500	114,000	0	28,500
BENNINGTON	STP EH08(11)	PLEASANT & SCH	0	15,000	0	0	15,000	12,000	0	3,000
BETHEL	STP EH07(6)	NO. MAIN ST.	0	1,000	0	50,000	51,000	40,800	0	10,200
BRANDON	STP EH05(4)	UNION/MAPLE ST	0	6,039	15,000	30,000	51,039	40,831	0	10,208
BRANDON	STP EH98(25)	US 7	0	2,000	0	30,700	32,700	26,160	0	6,540
BRATTLEBORO	STP EH09(11)	VARIOUS ROUTE	0	16,324	0	0	16,324	13,059	0	3,265
BRATTLEBORO	STP EH10(15)	US 5	0	25,000	2,500	0	27,500	22,000	0	5,500
BRISTOL	STP EH09(2)	VILLAGE GREEN	0	10,000	0	0	10,000	8,000	0	2,000
BURLINGTON	STP EH09(16)	MAIN ST.	0	10,000	0	0	10,000	8,000	0	2,000
BURLINGTON	STP EH10( )	BIKE PATH	0	0	0	50,000	50,000	40,000	0	10,000
CASTLETON	STP EH10(4)	MAIN ST./SOUTH	0	57,095	10,000	0	67,095	53,676	0	13,419
DERBY LINE	STP EH10(12)	VARIOUS ROUTE	8,000	0	0	0	8,000	6,400	0	1,600
DUMMERSTON	STP EH10(1)	TH 1	0	0	0	125,000	125,000	100,000	0	25,000
EAST MONTPELIER	STP EH09(4)	SCENIC EASEME	0	1,500	153,750	0	155,250	124,200	0	31,050
EAST MONTPELIER	STP EH10(17)	SHARED-USE PA	0	13,517	0	0	13,517	10,814	0	2,703
EAST MONTPELIER	STP EH11(3)	PEDESTRIAN SC	17,000	0	0	0	17,000	13,600	0	3,400
ENOSBURG	STP EH10( )	SALT & SAND SH	0	1,000	0	25,000	26,000	20,800	0	5,200
FAIR HAVEN	STP EH09(7)	SCHOOL SIDEWA	0	0	0	270,792	270,792	216,634	0	54,158
FAIRFAX	STP EH10(7)	MAIN ST.	6,000	0	0	0	6,000	4,800	0	1,200

**ENHANCEMENTS - CAPITAL PROGRAM  
SFY 2013**

**Manager: Sue Scribner**

<b>Project Name</b>	<b>Project Number</b>	<b>Route</b>	<b>OTHER</b>	<b>PE</b>	<b>ROW</b>	<b>Const</b>	<b>Total</b>	<b>Federal</b>	<b>State</b>	<b>Local</b>
FAIRFIELD	STP EH10(8)	VARIOUS ROUTE	15,000	0	0	0	15,000	12,000	0	3,000
FERRISBURGH	STP EH07(9)	ROKEBY MUSEU	0	0	0	99,000	99,000	79,200	0	19,800
GEORGIA	STP EH10(21)	SALT SHED	0	918	0	25,000	25,918	20,734	0	5,184
GUILFORD	STP EH11(4)	GREEN RIVER BR	0	18,770	0	0	18,770	15,016	0	3,754
HARTFORD	STP EH05(35)	GATEWAY	0	5,000	0	48,750	53,750	43,000	0	10,750
HARTFORD	STP EH09(15)	SYKES MTN. AVE.	0	30,594	0	0	30,594	24,475	0	6,119
HARTFORD	STP EH10(18)	US 5	0	4,462	7,000	0	11,462	9,170	0	2,292
HARTFORD	STP EH11(5)	BIKE/PED SCOPI	7,000	0	0	0	7,000	5,600	0	1,400
HYDE PARK	STP EH05(26)	JOHNSON, DEPO	0	4,917	2,500	100,000	107,417	85,934	0	21,483
JAMAICA	STP EH11(6)	VT 30	0	40,000	4,000	0	44,000	35,200	0	8,800
JOHNSON	STP EH05(36)	VT 15	0	0	0	317,500	317,500	254,000	0	63,500
JOHNSON	STP EH10(10)	LV RAIL TRAIL	8,000	0	0	0	8,000	6,400	0	1,600
JOHNSON	STP EH10(2)	SCHOOL/COLLEG	0	20,000	0	0	20,000	16,000	0	4,000
KILLINGTON	STP EH11(7)	PEDESTRIAN WA	0	10,000	10,500	0	20,500	16,400	0	4,100
KILLINGTON	STP EH11(8)	BIKE/PED SCOPI	9,500	0	0	0	9,500	7,600	0	1,900
LYNDON	STP EH05(18)	PEDESTRIAN BRI	0	7,000	1,000	0	8,000	6,256	0	1,744
MIDDLEBURY	STP EH09(5)	VARIOUS ROUTE	0	35,000	5,000	0	40,000	32,000	0	8,000
MIDDLEBURY-WEYBRIDGE	STP EH10(5)	SIDEWALK SCOPI	16,000	0	0	0	16,000	12,800	0	3,200
MIDDLESEX	STP EH09(8)	US 2/VT 100B	0	0	0	26,000	26,000	20,800	0	5,200
MONKTON	STP EH08(4)	MONKTON RD.	0	0	0	187,500	187,500	150,000	0	37,500
MONTPELIER	STP EH07( )	PEDESTRIAN BRI	0	0	0	0	0	0	0	0
MONTPELIER	STP EH08(8)	VARIOUS STREE	0	13,460	1,250	10,000	24,710	19,768	0	4,942
MORRISTOWN	STP EH10(16)	VT 100	15,663	0	0	0	15,663	12,530	0	3,133
NORTH BENNINGTON	STP EH05(3)	VT 67/VT 67A	0	8,741	18,525	60,000	87,266	69,813	0	17,453
NORTH BENNINGTON	STP EH10(13)	VT 67/VT 67A	5,300	0	0	0	5,300	4,240	0	1,060



**ENHANCEMENTS - CAPITAL PROGRAM  
SFY 2013**

**Manager: Sue Scribner**

<b>Project Name</b>	<b>Project Number</b>	<b>Route</b>	<b>OTHER</b>	<b>PE</b>	<b>ROW</b>	<b>Const</b>	<b>Total</b>	<b>Federal</b>	<b>State</b>	<b>Local</b>
NORTHFIELD	STP EH11(9)	DEPOT SQUARE	0	10,000	5,000	50,000	65,000	52,000	0	13,000
OLD BENNINGTON	STP EH09(1)	MONUMENT AVE.	0	3,356	0	142,250	145,606	116,485	0	29,121
PITTSFORD	STP EH09(3)	PLEASANT ST.	0	30,000	0	0	30,000	24,000	0	6,000
PLAINFIELD	STP EH09(6)	VARIOUS ROUTE	0	0	0	20,000	20,000	16,000	0	4,000
POULTNEY	STP EH10(14)	TH 6	3,650	0	0	0	3,650	2,920	0	730
PUTNEY	STP EH08(5)	US 5	0	1,000	0	312,967	313,967	251,174	0	62,793
RICHFORD	STP EH01(9)	MVRT/TROY ST.	0	500	500	0	1,000	1,000	0	0
RICHMOND	STP EH06(7)	SCENIC EASEME	0	2,028	119,250	0	121,278	97,022	0	24,256
ROCKINGHAM	STP EH05(25)	BELLOWS FALLS	0	5,657	0	10,000	15,657	12,526	0	3,131
ROCKINGHAM	STP EH10(22)	BRIDGE ST.	0	39,000	0	55,000	94,000	75,200	0	18,800
RUTLAND CITY	STP EH08(16)	RUTLAND PATHW	0	0	0	494,935	494,935	395,948	0	98,987
RUTLAND CITY	STP EH99(9)	DOWNTOWN	0	0	0	30,000	30,000	24,000	0	6,000
SHAFTSBURY	STP EH10(3)	VT 7A	0	10,000	2,000	0	12,000	9,600	0	2,400
SHELBURNE	STP EH07(12)	WEBSTER ROAD	0	0	0	149,000	149,000	119,200	0	29,800
SHELBURNE	STP EH10(6)	VARIOUS ROUTE	4,749	0	0	0	4,749	3,799	0	950
SOUTH HERO	STP EH08(17)	ISLAND LINE CAU	0	0	0	50,000	50,000	40,000	0	10,000
SPRINGFIELD	STP EH08(14)	SPRINGFIELD BIK	0	5,000	0	0	5,000	4,000	0	1,000
ST ALBANS CITY	STP EH11( )		0	0	0	0	0	0	0	0
ST. ALBANS CITY	STP EH09(9)	TAYLOR PARK	0	0	0	2,000	2,000	1,600	0	400
ST. ALBANS CITY	STP EH10(9)	SCENIC EASEME	0	0	100,000	0	100,000	80,000	0	20,000
ST. ALBANS TOWN	STP EH09(12)	COLLINS-PERLEY	0	2,500	0	0	2,500	2,000	500	0
ST. ALBANS-RICHFORD	STP EH98(9)	MISSISQUOI TRAI	0	0	0	24,500	24,500	24,500	0	0
ST. JOHNSBURY	STP EH01(25)	STREETSCAPE	0	0	0	50,000	50,000	50,000	0	0
STAMFORD	STP EH07(2)	VT 100	0	3,000	2,500	100,000	105,500	84,400	0	21,100
STAMFORD	STP EH10( )	SALT & SAND SH	0	1,000	0	25,000	26,000	20,800	0	5,200

**ENHANCEMENTS - CAPITAL PROGRAM  
SFY 2013**

**Manager: Sue Scribner**

<b>Project Name</b>	<b>Project Number</b>	<b>Route</b>	<b>OTHER</b>	<b>PE</b>	<b>ROW</b>	<b>Const</b>	<b>Total</b>	<b>Federal</b>	<b>State</b>	<b>Local</b>
STATEWIDE	STP EH11(11)	REST AREA SIGN	0	20,024	0	0	20,024	16,019	0	4,005
STRAFFORD	STP EH08(10)	VT 132	0	0	0	34,154	34,154	27,323	0	6,831
THETFORD	STP EH09(10)	VT 113	0	32,734	0	0	32,734	26,187	0	6,547
WAITSFIELD	STP EH08(6)	BRIDGE ST.	0	19,000	0	0	19,000	15,200	0	3,800
WALDEN	STP EH08(2)	SALT SHED	0	0	0	47,500	47,500	38,000	0	9,500
WALLINGFORD	STP EH08(12)	VT140 BRIDGE	0	0	0	25,000	25,000	20,000	0	5,000
WATERBURY	STP EH10(20)	STOWE STREET	0	6,452	0	55,000	61,452	49,162	0	12,290
WOLCOTT	STP EH10(11)	LV RAIL TRAIL	1,200	0	0	0	1,200	960	0	240
<b>Totals:</b>			117,062	863,588	460,275	3,628,173	5,069,098	4,070,235	500	998,363