

PROGRAM DEVELOPMENT - ENHANCEMENT PROGRAM

FY 2012 AS PASSED - TRANSPORTATION PROGRAM

8/1/2011 9:27												
PROJECT NAME	DESCRIPTION	NUMBER	OTHER	PE	ROW	CONST	TOTAL	T FUND	FEDERAL	ARRA	LOCAL	TOTAL
2010-2012 Awards		STP EH**()		144,000	30,000	50,000	224,000		179,200		44,800	224,000
ARLINGTON	CONSTRUCT SIDEWALK	STP EH08(7)				20,000	20,000		16,000		4,000	20,000
BARRE CITY	CONSTRUCT SIDEWALK ALONG US 302	STP EH06(18)		1,000	1,250		2,250		1,800		450	2,250
BARRE TOWN	CONSTRUCT SIDEWALK	STP EH06 (19)				62,500	62,500		50,000		12,500	62,500
BELVIDERE	CONSTRUCT SALT SHED	STP EH08(15)		2,500			2,500		2,000		500	2,500
BENNINGTON	CONSTRUCT SIDEWALKS & LIGHTING	STP EH07(14)		2,024		50,000	52,024		41,619		10,405	52,024
BENNINGTON	LIGHTING, SIDEWALKS, LANDSCAPING	STP EH08(11)		10,000	500		10,500		8,400		2,100	10,500
BETHEL	DESIGN & CONSTRUCT SIDEWALK	STP EH07(6)				50,000	50,000		40,000		10,000	50,000
BRANDON	CONSTRUCT SIDEWALK/MAPLE ST	STP EH05(4)		10,000	2,500		12,500		10,000		2,500	12,500
BRANDON	BIKE/PED PATH, KIOSK, PARKING	STP EH98(25)		1,000		30,700	31,700		25,360		6,340	31,700
BRATTLEBORO	STORMWATER MITIGATION	STP EH09(11)		23,750			23,750		19,000		4,750	23,750
BRATTLEBORO	SIDEWALK ON MAIN ST.	STP EH10(15)		20,000			20,000		16,000		4,000	20,000
BRIGHTON	CONSTRUCT SIDEWALK	STP EH08(3)		15,000	7,000		22,000		17,600		4,400	22,000
BRISTOL	IMPROVE VILLAGE GREEN	STP EH09(2)		2,000		12,400	14,400		11,520		2,880	14,400
BURLINGTON	MAIN STREET	STP EH09()		20,000			20,000		16,000		4,000	20,000
BURLINGTON		STP EH10()				125,000	125,000		100,000		25,000	125,000
BURLINGTON	INTERVALE REVITALIZATION	STP ST EH00(16)				10,000	10,000		8,000		2,000	10,000
CASTLETON	CONSTRUCT SIDEWALK/CROSSWALK	STP EH10(4)		3,000	2,500		5,500		4,400		1,100	5,500
COLCHESTER	CONSTRUCT SIDEWALKS	STP EH07(11)				165,000	165,000		132,000		33,000	165,000
DERBY LINE	SIDEWALK SCOPING STUDY	STP EH10(12)	10,000				10,000		8,000		2,000	10,000
DUMMERSTON	REPAIR WINGWALLS	STP EH10()		10,000			10,000		8,000		2,000	10,000
EAST MONTPELIER	SCENIC EASEMENT	STP EH09(4)		10,000			10,000		8,000		2,000	10,000
ENOSBURGH		STP EH10()		12,000			12,000		9,600		2,400	12,000
FAIR HAVEN	SCHOOL SIDEWALK	STP EH09(7)		10,000		10,000	20,000		16,000		4,000	20,000
FAIRFAX	MAIN ST. SIDEWALK SCOPING	STP EH10(7)	10,000				10,000		8,000		2,000	10,000
FAIRFIELD	SIDEWALK SCOPING	STP EH10(8)	10,000				10,000		8,000		2,000	10,000
FERRISBURGH	ROKEBY MUSEUM VISITOR CENTER	STP EH07(9)				99,000	99,000		79,200		19,800	99,000
GEORGIA		STP EH10()		12,000			12,000		9,600		2,400	12,000
HARTFORD	GATEWAY ARCH, LANDSCAPING	STP EH05(35)		10,500	1,250		11,750		9,400		2,350	11,750
HARTFORD	SIDEWALKS, BIKE LANES	STP EH09(15)		50,000			50,000		40,000		10,000	50,000
HARTFORD		STP EH10()		15,000	10,000		25,000		20,000		5,000	25,000
HYDE PARK	STREETSCAPE IMPROVEMENT PLANS	STP EH05(26)		30,000			30,000		24,000		6,000	30,000
JOHNSON	TRAFFIC CALMING	STP EH05()				50,000	50,000		40,000		10,000	50,000
JOHNSON	PEDESTRIAN IMPROVEMENTS	STP EH10(2)		25,000	2,500		27,500		22,000		5,500	27,500
JOHNSON	SHARED-USE PATH SCOPING	STP EH10(10)	8,000				8,000		6,400		1,600	8,000
LYNDON	REHAB PEDESTRIAN BRIDGE	STP EH05(18)		4,000	1,000		5,000		3,910		1,090	5,000

PROGRAM DEVELOPMENT - ENHANCEMENT PROGRAM

FY 2012 AS PASSED - TRANSPORTATION PROGRAM

8/1/2011 9:27												
PROJECT NAME	DESCRIPTION	NUMBER	OTHER	PE	ROW	CONST	TOTAL	T FUND	FEDERAL	ARRA	LOCAL	TOTAL
MIDDLEBURY	PEDESTRIAN IMPROVEMENTS	STP EH09(5)		5,000			5,000		4,000		1,000	5,000
MIDDLEBURY		STP EH10(5)	5,000				5,000		4,000		1,000	5,000
MIDDLESEX	GATEWAY IMPROVEMENT	STP EH09(8)				3,000	3,000		2,400		600	3,000
MONKTON	AMPHIBIAN UNDERPASS	STP EH08(4)				87,500	87,500		70,000		17,500	87,500
MONTPELIER	PEDESTRIAN BRIDGE	STP EH07(15)		5,000			5,000		4,000		1,000	5,000
MONTPELIER	IMPROVE SIDEWALKS	STP EH08(8)			1,250	5,000	6,250		5,000		1,250	6,250
MORRISTOWN		STP EH10(16)		16,000			16,000		12,800		3,200	16,000
NORTH BENNINGTON	SIDEWALKS, GREEN SPACES, ETC.	STP EH05(3)		11,071	10,000	60,000	81,071		64,857		16,214	81,071
NORTH BENNINGTON	SIDEWALK FEAS. STUDY	STP EH10(13)	11,000				11,000		8,800		2,200	11,000
OLD BENNINGTON	RECONSTRUCT/ADD SIDEWALK	STP EH09(1)		3,500		22,250	25,750		20,600		5,150	25,750
PITTSFORD	CONSTRUCT SIDEWALK	STP EH09(3)		30,000			30,000		24,000		6,000	30,000
PLAINFIELD	PEDESTRIAN IMPROVEMENTS	STP EH09(6)		10,000		11,250	21,250		17,000		4,250	21,250
POULTNEY	PEDESTRIAN FEAS. STUDY	STP EH10(14)	11,000				11,000		8,800		2,200	11,000
PUTNEY	SCOPING FOR SIDEWALK	STP EH08(5)				175,000	175,000		140,000		35,000	175,000
RICHFORD	PURCHASE NECR ROW	STP EH01(9)		500			500		500			500
ROCKINGHAM	EVALUATE/STABILIZE CANAL WALL	STP EH05(25)		1,000		10,000	11,000		8,800		2,200	11,000
RUTLAND	SIGNING & DEMO PROJECT	STP EH99(9)				30,000	30,000		24,000		6,000	30,000
RUTLAND CITY	RUTLAND PATHWAY - PHASE I	STP EH08(16)		5,000		375,000	380,000		304,000		76,000	380,000
SHAFTSBURY	GRADE SCHOOL/HIGH SCHOOL SDWK	STP EH10(3)		2,500	3,000		5,500		4,400		1,100	5,500
SHELBURNE	SHARED-USE PATH	STP EH07(12)				85,000	85,000		68,000		17,000	85,000
SHELBURNE	BIKE/PED SCOPING	STP EH10(6)	10,000				10,000		8,000		2,000	10,000
SOUTH BURLINGTON	IMPROVE CROSSWALK SIGNS	STP EH09(14)		1,000		225,818	226,818			181,454	45,364	226,818
SOUTH HERO	IMPROVE CAUSEWAY	STP EH08(17)				600,000	600,000		480,000		120,000	600,000
SPRINGFIELD	BIKEPATH EXTENSION	STP EH08(14)		15,000			15,000		12,000		3,000	15,000
ST. ALBANS	ALDIS HILL SCENIC EASEMENT	STP EH10(9)		5,000			5,000		4,000		1,000	5,000
ST. ALBANS CITY	CONSTRUCT SIDEWALK	STP EH09(9)				10,000	10,000		8,000		2,000	10,000
ST. ALBANS TOWN	STORMWATER TREATMENT	STP EH09(12)		1,500		35,000	36,500	300	29,200		7,000	36,500
ST. ALBANS-RICHFORD	IMPROVE MISSISQUOI TRAIL	STP EH98(9)		300			300		300			300
ST. JOHNSBURY	STREETSCAPE VARIOUS ROUTES	STP EH01(25)		5,000			5,000		5,000			5,000
STAMFORD	CONSTRUCT SIDEWALKS	STP EH07(2)				90,000	90,000		72,000		18,000	90,000
STAMFORD		STP EH10()		12,000			12,000		9,600		2,400	12,000
STRAFFORD	CONSTRUCT SIDEWALK	STP EH08(10)				92,500	92,500		74,000		18,500	92,500
THETFORD	PEDESTRIAN IMPROVEMENTS	STP EH09(10)		14,000	1,000		15,000		12,000		3,000	15,000
VERGENNES-FERRISBURGH	RELOCATE/RESTORE RR STATION	STP EH01(21)		5,000		200,000	205,000	41,000	164,000			205,000
WAITSFIELD	REHAB COVERED BRIDGE	STP EH08(6)		37,000	4,000		41,000		32,800		8,200	41,000
WALDEN	CONSTRUCT MUNICIPAL SALT SHED	STP EH08(2)				27,500	27,500		22,000		5,500	27,500

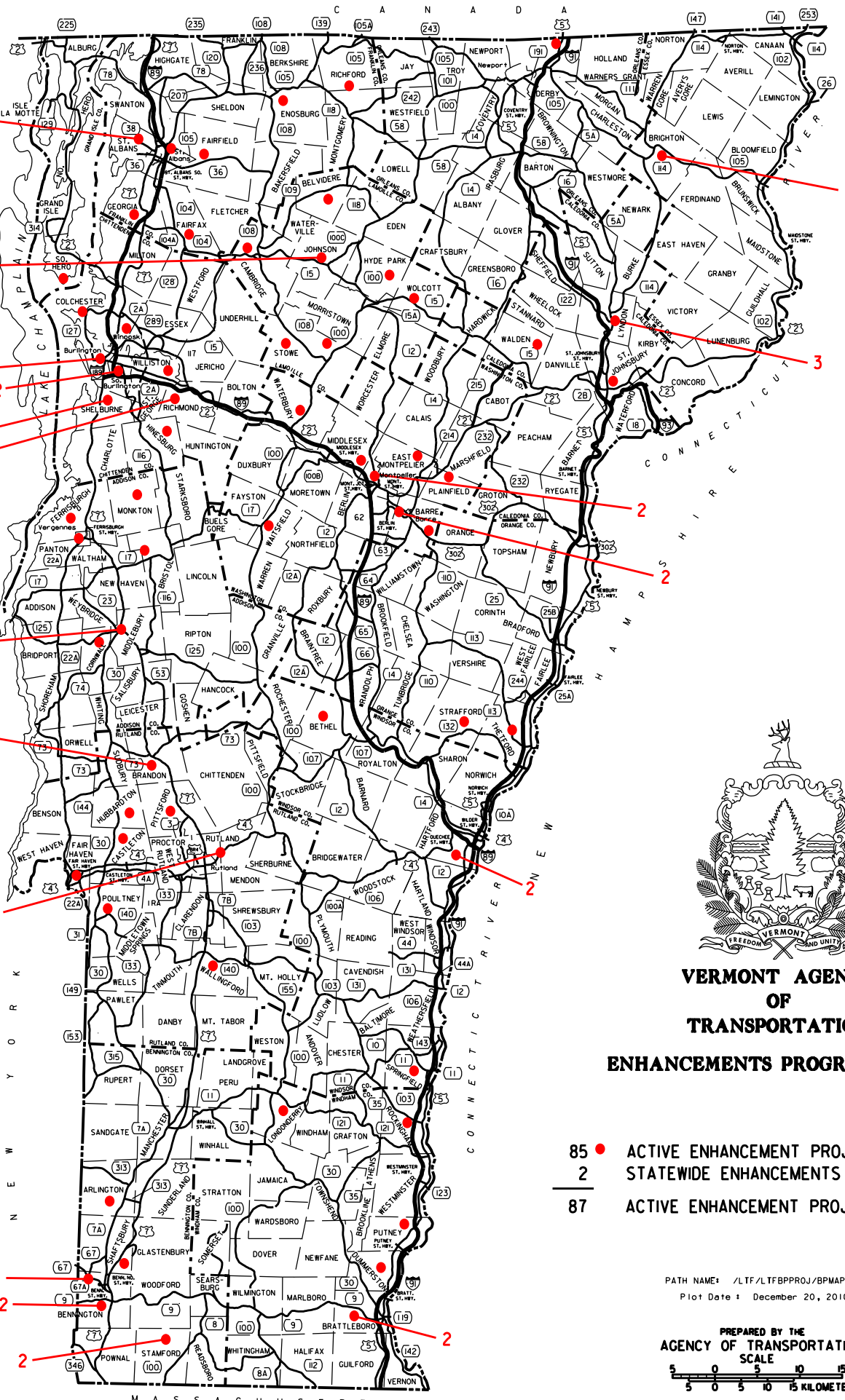
PROGRAM DEVELOPMENT - ENHANCEMENT PROGRAM

FY 2012 AS PASSED - TRANSPORTATION PROGRAM

8/1/2011 9:27												
PROJECT NAME	DESCRIPTION	NUMBER	OTHER	PE	ROW	CONST	TOTAL	T FUND	FEDERAL	ARRA	LOCAL	TOTAL
WALLINGFORD	REHAB BR54 ON VT140	STP EH08(12)		1,000		25,000	26,000		20,800		5,200	26,000
WATERBURY		STP EH10()		10,000			10,000		8,000		2,000	10,000
WILLISTON	MULTI-USE PATH ALONG VT2A	STP EH05(34)		53,748			53,748		42,998		10,750	53,748
WINOOSKI	SIDEWALKS AND PEDESTRIAN SAFETY	STP EH07(10)		5,000		20,000	25,000		20,000		5,000	25,000
WOLCOTT	TRAILHEAD SCOPING STUDY	STP EH10(11)	6,000				6,000		4,800		1,200	6,000
TOTAL ENHANCEMENT PROGRAM			81,000	697,893	77,750	2,924,418	3,781,061	41,300	2,844,464	181,454	713,842	3,781,061
TOTAL ENHANCEMENT APPROPRIATION								41,300	2,844,464	181,454		3,067,219
NOTE: LOCAL FUNDS NOT APPROPRIATED.												

N
E
W
Y
O
R
K

N
E
W
Y
O
R
K


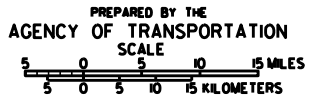


**VERMONT AGENCY
OF
TRANSPORTATION
ENHANCEMENTS PROGRAM**

- 85 ● ACTIVE ENHANCEMENT PROJECTS
- 2 STATEWIDE ENHANCEMENTS

- 87 ACTIVE ENHANCEMENT PROJECTS

PATH NAME: /LTF/LTFBPPROJ/BPMAP.DGN
Plot Date: December 20, 2010



M A S S A C H U S E T T S

ENHANCEMENTS

	Estimated Budget Year FY 2012	Projected FY 2013	Projected FY 2014	Projected FY 2015
PE	697,893	264,012	200,000	200,000
ROW	77,750	431,125	178,000	100,000
CONST	2,924,418	4,206,565	1,521,000	800,000
OTHER	81,000	124,100	0	0
TOTAL	<u>3,781,061</u>	<u>5,025,802</u>	<u>1,899,000</u>	<u>1,100,000</u>

Agency of Transportation Multiyear Transportation Program

PROJECT INFORMATION	PHASE AND FUNDING	ESTIMATED TOTAL COST	ACTUAL EXPENDED THRU FY 2010	ESTIMATED CURRENT YEAR FY 2011	ESTIMATED BUDGET YEAR FY 2012	PROJECTED FY 2013	PROJECTED FY 2014	PROJECTED FY 2015	ESTIMATED COST TO COMPLETE
ENHANCEMENTS STATEWIDE	PE	1,361,905	0	0	697,893	264,012	200,000	200,000	0
	ROW	786,875	0	0	77,750	431,125	178,000	100,000	0
	CONST	9,451,983	0	0	2,924,418	4,206,565	1,521,000	800,000	0
	OTHER	205,100	0	0	81,000	124,100	0	0	0
	TOTAL	11,805,863	0	0	3,781,061	5,025,802	1,899,000	1,100,000	0
Route: ENHANCEMENTS	Description:	THESE FUNDS WILL SUPPORT THE ANNUAL ENHANCEMENT ACTIVITIES UNDER THE FEDERAL LEGISLATION.							
Project Manager: SUE SCRIBNER 828-3588	Comments:								

**ENHANCEMENTS - CAPITAL PROGRAM
SFY 2012**

Project Name	Manager	Project Number	Route	PE	ROW	Const	Total	Federal	State	Local
2010 - 2012 AWARDS	Sue Scribner	STP EH**()		144,000	30,000	50,000	224,000	179,200	0	44,800
ARLINGTON	Sue Scribner	STP EH08(7)	CHURCH ST.	0	0	20,000	20,000	16,000	0	4,000
BARRE CITY	Sue Scribner	STP EH06(18)	NO. MAIN ST.	1,000	1,250	0	2,250	1,800	0	450
BARRE TOWN	Sue Scribner	STP EH06(19)	MILL ST.	0	0	62,500	62,500	50,000	0	12,500
BELVIDERE	Sue Scribner	STP EH08(15)	SALT SHED	2,500	0	0	2,500	2,000	0	500
BENNINGTON	Sue Scribner	STP EH07(14)	VARIOUS STREE	2,024	0	50,000	52,024	41,619	0	10,405
BENNINGTON	Sue Scribner	STP EH08(11)	PLEASANT & SCH	10,000	500	0	10,500	8,400	0	2,100
BETHEL	Sue Scribner	STP EH07(6)	NO. MAIN ST.	0	0	50,000	50,000	40,000	0	10,000
BRANDON	Sue Scribner	STP EH05(4)	UNION/MAPLE ST	10,000	2,500	0	12,500	10,000	0	2,500
BRANDON	Sue Scribner	STP EH98(25)	US 7	1,000	0	30,700	31,700	25,360	0	6,340
BRATTLEBORO	Sue Scribner	STP EH09(11)	VARIOUS ROUTE	23,750	0	0	23,750	19,000	0	4,750
BRATTLEBORO	Sue Scribner	STP EH10(15)	US 5	20,000	0	0	20,000	16,000	0	4,000
BRIGHTON	Sue Scribner	STP EH08(3)	VT 114	15,000	7,000	0	22,000	17,600	0	4,400
BRISTOL	Sue Scribner	STP EH09(2)	VILLAGE GREEN	2,000	0	12,400	14,400	11,520	0	2,880
BURLINGTON	Sue Scribner	STP EH09()	MAIN STREET	20,000	0	0	20,000	16,000	0	4,000
BURLINGTON	Sue Scribner	STP EH10()		0	0	125,000	125,000	100,000	0	25,000
BURLINGTON	Sue Scribner	STP ST EH00(16)	INTERVALE	0	0	10,000	10,000	8,000	0	2,000
CASTLETON	Sue Scribner	STP EH10(4)	MAIN ST./SOUTH	3,000	2,500	0	5,500	4,400	0	1,100
COLCHESTER	Sue Scribner	STP EH07(11)	VARIOUS ROUTE	0	0	165,000	165,000	132,000	0	33,000
DERBY LINE	Sue Scribner	STP EH10(12)	VARIOUS ROUTE	10,000	0	0	10,000	8,000	0	2,000
DUMMERSTON	Sue Scribner	STP EH10()		10,000	0	0	10,000	8,000	0	2,000
EAST MONTPELIER	Sue Scribner	STP EH09(4)	SCENIC EASEME	10,000	0	0	10,000	8,000	0	2,000
ENOSBURG	Sue Scribner	STP EH10()		12,000	0	0	12,000	9,600	0	2,400
FAIR HAVEN	Sue Scribner	STP EH09(7)	SCHOOL SIDEWA	10,000	0	10,000	20,000	16,000	0	4,000
FAIRFAX	Sue Scribner	STP EH10(7)	MAIN ST.	10,000	0	0	10,000	8,000	0	2,000

**ENHANCEMENTS - CAPITAL PROGRAM
SFY 2012**

Project Name	Manager	Project Number	Route	PE	ROW	Const	Total	Federal	State	Local
FAIRFIELD	Sue Scribner	STP EH10(8)	VARIOUS ROUTE	10,000	0	0	10,000	8,000	0	2,000
FERRISBURGH	Sue Scribner	STP EH07(9)	ROKEBY MUSEU	0	0	99,000	99,000	79,200	0	19,800
GEORGIA	Sue Scribner	STP EH10()		12,000	0	0	12,000	9,600	0	2,400
HARTFORD	Sue Scribner	STP EH05(35)	GATEWAY	10,500	1,250	0	11,750	9,400	0	2,350
HARTFORD	Sue Scribner	STP EH09(15)	SYKES MTN. AVE.	50,000	0	0	50,000	40,000	0	10,000
HARTFORD	Sue Scribner	STP EH10()		15,000	10,000	0	25,000	20,000	0	5,000
HYDE PARK	Sue Scribner	STP EH05(26)	JOHNSON, DEPO	30,000	0	0	30,000	24,000	0	6,000
JOHNSON	Sue Scribner	STP EH05()	VT 15	0	0	50,000	50,000	40,000	0	10,000
JOHNSON	Sue Scribner	STP EH10()		25,000	2,500	0	27,500	22,000	0	5,500
JOHNSON	Sue Scribner	STP EH10(10)	LV RAIL TRAIL	8,000	0	0	8,000	6,400	0	1,600
LYNDON	Sue Scribner	STP EH05(18)	PEDESTRIAN BRI	4,000	1,000	0	5,000	3,910	0	1,090
MIDDLEBURY	Sue Scribner	STP EH09(5)	VARIOUS ROUTE	5,000	0	0	5,000	4,000	0	1,000
MIDDLEBURY	Sue Scribner	STP EH10(5)		5,000	0	0	5,000	4,000	0	1,000
MIDDLESEX	Sue Scribner	STP EH09(8)	US 2/VT 100B	0	0	3,000	3,000	2,400	0	600
MONKTON	Sue Scribner	STP EH08(4)	MONKTON RD.	0	0	87,500	87,500	70,000	0	17,500
MONTPELIER	Sue Scribner	STP EH07()		5,000	0	0	5,000	4,000	0	1,000
MONTPELIER	Sue Scribner	STP EH08(8)	VARIOUS STREE	0	1,250	5,000	6,250	5,000	0	1,250
MORRISTOWN	Sue Scribner	STP EH10(16)	VT 100	16,000	0	0	16,000	12,800	0	3,200
NORTH BENNINGTON	Sue Scribner	STP EH05(3)	VT 67/VT 67A	11,071	10,000	60,000	81,071	64,857	0	16,214
NORTH BENNINGTON	Sue Scribner	STP EH10(13)	VT 67/VT 67A	11,000	0	0	11,000	8,800	0	2,200
OLD BENNINGTON	Sue Scribner	STP EH09(1)	MONUMENT AVE.	3,500	0	22,250	25,750	20,600	0	5,150
PITTSFORD	Sue Scribner	STP EH09(3)	PLEASANT ST.	30,000	0	0	30,000	24,000	0	6,000
PLAINFIELD	Sue Scribner	STP EH09(6)	VARIOUS ROUTE	10,000	0	11,250	21,250	17,000	0	4,250
POULTNEY	Sue Scribner	STP EH10(14)	TH 6	11,000	0	0	11,000	8,800	0	2,200
PUTNEY	Sue Scribner	STP EH08(5)	US 5	0	0	175,000	175,000	140,000	0	35,000

**ENHANCEMENTS - CAPITAL PROGRAM
SFY 2012**

Project Name	Manager	Project Number	Route	PE	ROW	Const	Total	Federal	State	Local
RICHFORD	Sue Scribner	STP EH01(9)	MVRT/TROY ST.	500	0	0	500	500	0	0
RICHMOND	Sue Scribner	STP EH06(7)	SCENIC EASEME	0	0	0	0	0	0	0
ROCKINGHAM	Sue Scribner	STP EH05(25)	BELLOWS FALLS	1,000	0	10,000	11,000	8,800	0	2,200
RUTLAND	Sue Scribner	STP EH99(9)	DOWNTOWN	0	0	30,000	30,000	24,000	0	6,000
RUTLAND CITY	Sue Scribner	STP EH08(16)	RUTLAND PATHW	5,000	0	375,000	380,000	304,000	0	76,000
SHAFTSBURY	Sue Scribner	STP EH10(3)	VT 7A	2,500	3,000	0	5,500	4,400	0	1,100
SHELBURNE	Sue Scribner	STP EH07(12)	WEBSTER ROAD	0	0	85,000	85,000	68,000	0	17,000
SHELBURNE	Sue Scribner	STP EH10(6)	VARIOUS ROUTE	10,000	0	0	10,000	8,000	0	2,000
SOUTH BURLINGTON	Sue Scribner	STP EH09(14)	VARIOUS STREE	1,000	0	225,818	226,818	181,454	0	45,364
SOUTH HERO	Sue Scribner	STP EH08(17)	ISLAND LINE CAU	0	0	600,000	600,000	480,000	0	120,000
SPRINGFIELD	Sue Scribner	STP EH08(14)	SPRINGFIELD BIK	15,000	0	0	15,000	12,000	0	3,000
ST ALBANS CITY	Sue Scribner	STP EH10(9)	ALDIS HILL	5,000	0	0	5,000	4,000	0	1,000
ST. ALBANS CITY	Sue Scribner	STP EH09(9)	TAYLOR PARK	0	0	10,000	10,000	8,000	0	2,000
ST. ALBANS TOWN	Sue Scribner	STP EH09(12)	COLLINS-PERLEY	1,500	0	35,000	36,500	29,200	300	7,000
ST. ALBANS-RICHFORD	Sue Scribner	STP EH98(9)	MISSISQUOI TRAI	300	0	0	300	300	0	0
ST. JOHNSBURY	Sue Scribner	STP EH01(25)	STREETSCAPE	5,000	0	0	5,000	5,000	0	0
STAMFORD	Sue Scribner	STP EH07(2)	VT 100	0	0	90,000	90,000	72,000	0	18,000
STAMFORD	Sue Scribner	STP EH10()		12,000	0	0	12,000	9,600	0	2,400
STRAFFORD	Sue Scribner	STP EH08(10)	VT 132	0	0	92,500	92,500	74,000	0	18,500
THETFORD	Sue Scribner	STP EH09(10)	VT 113	14,000	1,000	0	15,000	12,000	0	3,000
VERGENNES-FERRISBURGH	Sue Scribner	STP EH01(21)	RAILROAD STATI	5,000	0	200,000	205,000	164,000	41,000	0
WAITSFIELD	Sue Scribner	STP EH08(6)	BRIDGE ST.	37,000	4,000	0	41,000	32,800	0	8,200
WALDEN	Sue Scribner	STP EH08(2)	SALT SHED	0	0	27,500	27,500	22,000	0	5,500
WALLINGFORD	Sue Scribner	STP EH08(12)	VT140 BRIDGE	1,000	0	25,000	26,000	20,800	0	5,200
WATERBURY	Sue Scribner	STP EH10()		10,000	0	0	10,000	8,000	0	2,000

**ENHANCEMENTS - CAPITAL PROGRAM
SFY 2012**

Project Name	Manager	Project Number	Route	PE	ROW	Const	Total	Federal	State	Local
WILLISTON	Sue Scribner	STP EH05(34)	VT2A	53,748	0	0	53,748	42,998	0	10,750
WINOOSKI	Sue Scribner	STP EH07(10)	VARIOUS STREE	5,000	0	20,000	25,000	20,000	0	5,000
WOLCOTT	Sue Scribner	STP EH10(11)	LV RAIL TRAIL	6,000	0	0	6,000	4,800	0	1,200
Totals:				778,893	77,750	2,924,418	3,781,061	3,025,918	41,300	713,843